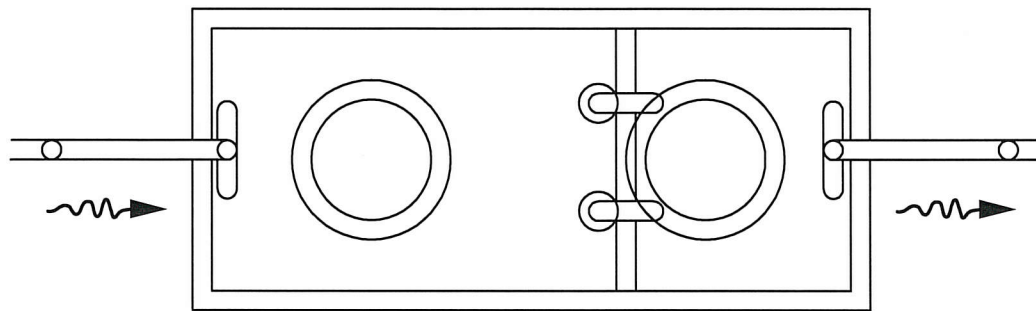


DFUs	VOLUME IN GALLONS
8	500
35	1000
172	1500
216	2000
342	3000



MSD DOES NOT REQUIRE OR PREFER BOLT-DOWN LIDS.

MSD STANDARD MANHOLE COVER WITH MSD LOGO PER ACC #49005 (TYP)

NOTES:
ALL CONCRETE IS MINIMUM 4500 PSI @ 28 DAYS REINFORCED WITH 6X6 (10GAX10GA) WELDED WIRE MESH AND #3 REINFORCING BARS.

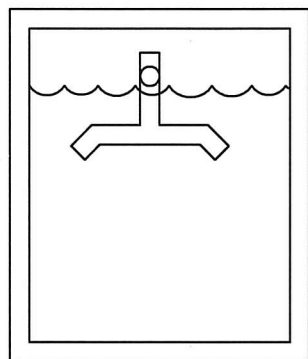
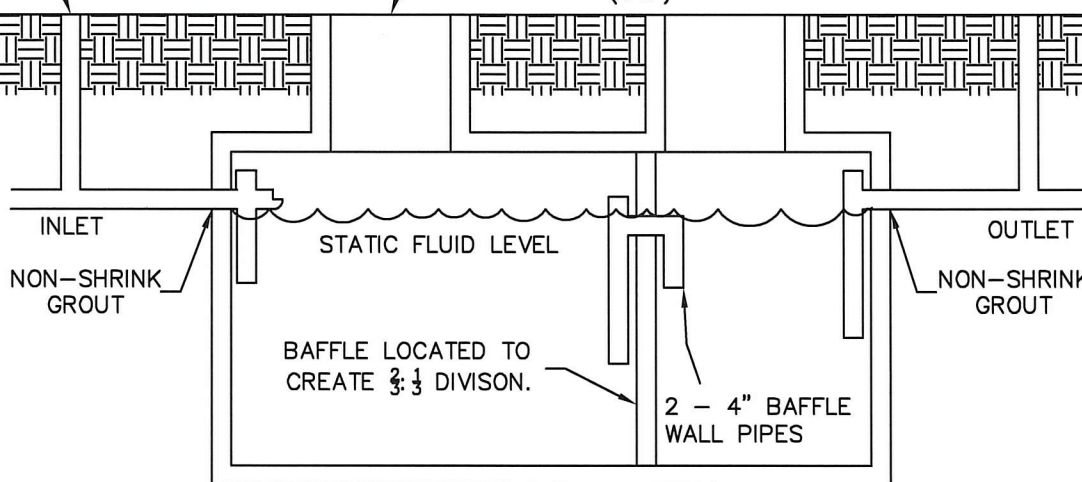
EXCAVATION FOR TANK MUST BE COMPLETELY LEVEL AND FREE OF ROCKS OR DEBRIS. PROVIDE 1-2 INCHES OF GRAVEL TO LEVEL THE HOLE.

INLET & OUTLET OPENINGS ARE PROVIDED WITH ADJUSTABLE SIZE NEOPRENE GASKETS 3" - 4" (POLYLOCK PIPE SEAL).

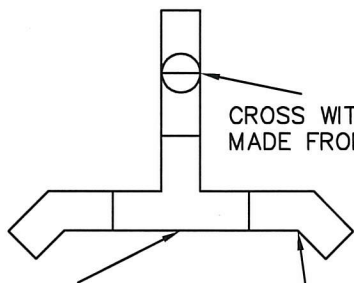
ALL INTERNAL PIPING IS 4".

TWO WAY CLEANOUT (TYP)

GROUND



DOUBLE SWEEP INLET TEE.

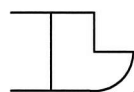


CROSS WITH OVERFLOW MADE FROM HALF-CUT END CAP.

TEE (DUAL SWEEP). POSITION 14" - 18" BELOW STATIC FLUID LEVEL.

45° BEND. ANGLE TOWARDS BOTTOM CORNERS.

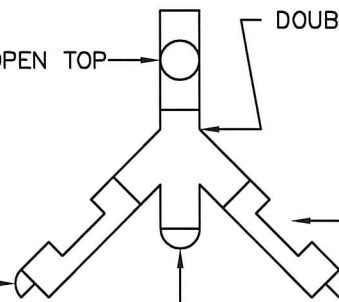
RMK



TEE WITH OPEN TOP

HALF-CUT END CAP

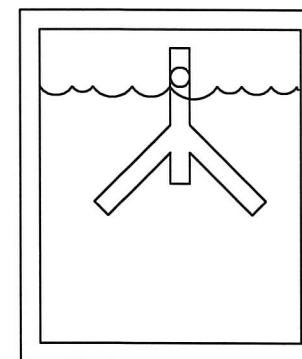
OUTLET TEE



DOUBLE Y FITTING

2"X16" SLOT FACING UP.

EXTENDS TO POINT 50% OF DISTANCE BETWEEN STATIC FLUID LEVEL AND BOTTOM.



OUTLET TEE AND SAMPLE COLLECTION.

THE METROPOLITAN SEWER DISTRICT OF GREATER CINCINNATI
STANDARD GREASE INTERCEPTOR

NO SCALE

DATE: MAY 2008

APPROVED:

Thomas H. Schuriers

INTÉRIM SEWERS CHIEF ENGINEER

ACC. NO. 60870